

**NEW!**

Smooth cushioning,  
gentle closing



COMFORT STOP



AUTO CLOSE



EXACT TRIGGER



EASY INSTALL

# Portavant 60 – the Portavant solution for small sash widths and weights



## COMFORT STOP

### The cushioning system for your safety:

Slows the glass door effectively, gently and quietly irrespective of its weight and speed of closure, and does so over a distance of several centimetres.



## AUTO CLOSE

### The self-closing system to make you feel good:

Fully closes the glass door effectively, gently and quietly once it has been slowed down by the innovative cushioning system.



## EXACT TRIGGER

**The mechanism for reliability:** A revolutionary Portavant design principle (patents pending) ensures that the cushioning system always functions reliably.



## EASY INSTALL

**The solution for easy installation without glass cutout:** Turns the installation of glass sliding doors into a “foolproof” sequence.





## COMFORT STOP

The cushioning system for your safety and comfort



**COMFORT STOP** slows the glass door effectively, gently and quietly irrespective of its weight and speed of closure, and does so over a distance of several centimetres.

- Prevents the door from banging hard – with the associated noise and vibrations
- Reliably protects against glass breakage and damage to fittings and walls
- Prevents damage through doors “jumping out” or tilting
- Removes the risk of trapped fingers almost entirely

**COMFORT STOP ensures that everything you appreciate remains safe.**



## AUTO CLOSE

The self-closing system to make you feel good

**AUTO CLOSE** fully closes the glass door effectively, gently and quietly once it has been slowed down by the innovative cushioning system.

- Guarantees that the door closes completely even if not fully shut when in a hurry
- Keeps the door in position and prevents the door from opening by itself or bouncing back
- Undesirable consequences such as draughts, energy wastage, lack of acoustic separation as well as visual impairment of a space because of doors not fully closed are a thing of the past



**AUTO CLOSE ensures discretion and wellbeing in gently closed spaces offering comfort, silence, pleasant warmth and privacy as required.**





# EXACT TRIGGER

## The mechanism for reliability

Inside Portavant 60 an intelligent design principle (patents pending) means outstanding quality and a long service life.

**The design principle offers decisive advantages in comparison to alternative systems:**

### ① Faultless assembly

The cushioning system engaging with the end-stop ensures that the activator arm is always in the right position and thus reliably activates the cushioning mechanism on a permanent basis. This prevents damage to the cushioning system which would result from the wrong adjustment of the endstop or activator.

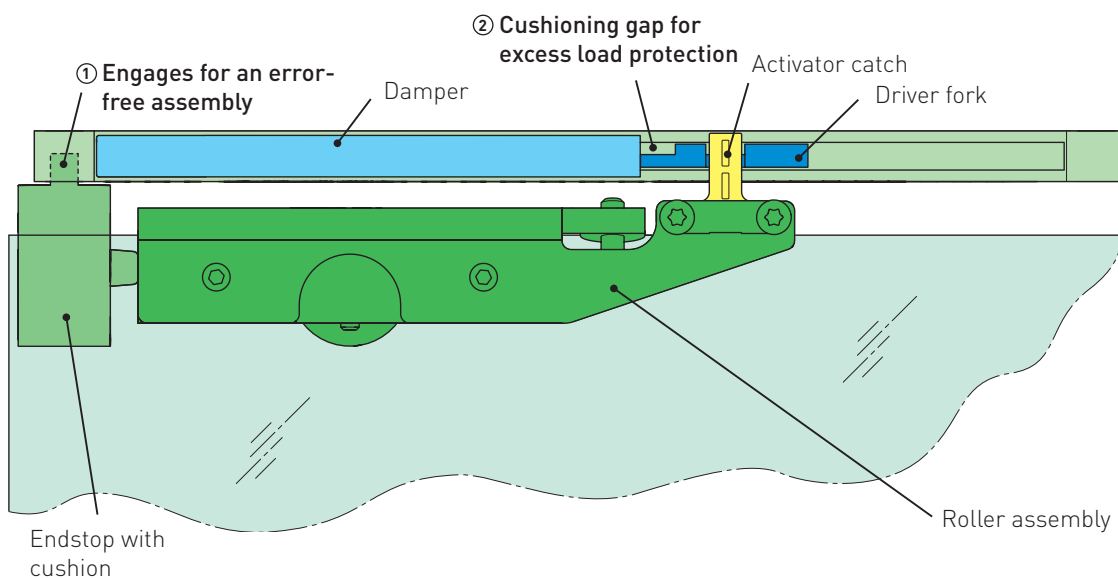
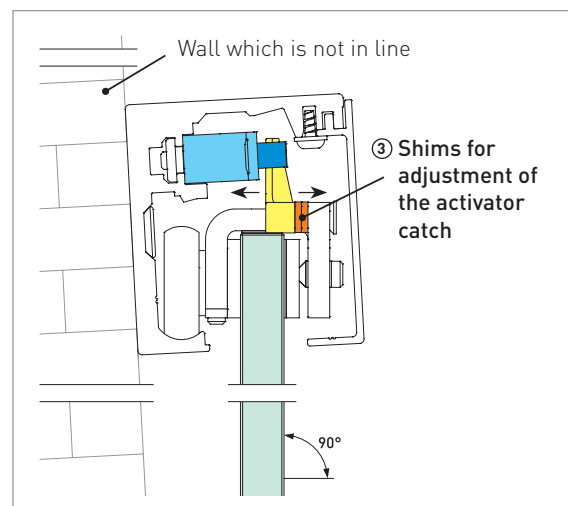
### Excess load protection

② If the door is closed too hard, the door still has some momentum at the end of the cushioning process. In this case with Portavant 60, the endstop finally stops the door and the gap at the cushioning system prevents components of the cushioning system from being broken.

**With EXACT TRIGGER the cushioning mechanism will always work correctly.**

### ③ Additional adjustment possibilities for walls which are not in line

The activator catch can be set forward or back in relation to the wall using shims that compensate for tilting – the distance to the driver fork of the cushioning system thus remains at optimum.





## EASY INSTALL

The solution for easy installation without glass cutout

### No glass cutout necessary

The well-developed clamping technology makes work on the glass unnecessary. The suspension system has been developed in such a way that the sashes are securely held by the clamp mechanism. The compact cushioning technology is also accommodated in the top track, without requiring any glass cutout.

### Ease of assembly

Portavant impresses through its ease of assembly and simple handling in all installation situations:

- The sash can be hung on the mounted track profile from the front without difficulty. No need to hang the heavy sash into the cover profile!
- Anti-tilting devices and safety catches can be fixed at a later time.
- Fast and safe assembly as well as user-friendly design thanks to a small number of well-engineered components

### Easy positioning

Portavant 60 glass sliding doors can be adjusted sideways and in height at any time with only a few actions (height adjustment  $\pm 2$  mm).

### Adjustable floor guide

The elegant floor guide convinces through its simple adjustment to take account of the various glass thicknesses. The plastic inserts will safely guide 8 mm to 10.76 mm glass sashes. The closely fitting guide prevents the sashes from “rattling”. The friction of the floor guide is matched with the self-closing system.

**EASY INSTALL turns the installation of glass sliding doors into a “foolproof” sequence.**



## Familiar Willach quality

For more than 120 years Willach has stood for supreme quality, excellence in processing as well as the long service life of its products. You will find Willach's familiar high quality also in the products of the Portavant 60 range:

### Supreme technical quality:


- Minimum initial rolling resistance (Class 3, DIN EN 1527) gives rise to the outstanding easy running characteristics
- Extremely long service life (100,000 cycles, DIN EN 1527)
- Corrosion resistance (suitable for humid interior spaces in accordance with DIN EN 1527/1670)
- No maintenance

### Traditional delivery reliability

The standard product range is held in stock in the factory at Ruppichteroth (Germany) and delivered with Willach's familiar delivery reliability and dependability.

### Competent advice

Competent advice and technical support for all questions are provided by technical office and field staff. With Portavant 60, too, you benefit from the company's traditionally high service quality.



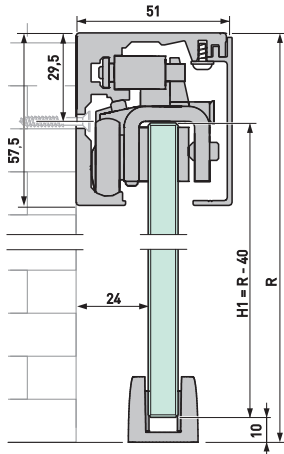
## Technical information

Technical information for wall and ceiling mounting	
Door weight	Up to 60 kg
Glass width for sliding door	> 380 mm
Glass thickness for sliding door	
Tempered glass	8 / 10 mm
Laminated safety glass	8,76 / 10,76 mm
Available profile lengths	1996 mm, 2496 mm, 3996 mm, 4996 mm as well as fixed lengths (cut to measure)
Height-width ratio	The maximum height-width ratio of the sashes is 2.5:1.
Roller assemblies	High quality, precise roller bearings with plastic coating
Execution	Always cushioned on both sides, track can be fixed to wall or ceiling, one or two sashes, for right and left-hand use, colours EV1 or C31 (brushed)

# Build variability to meet customer requirements

## Portavant 60

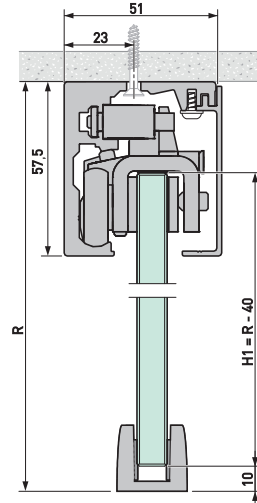
Track mounted to wall



Determination of glass height  
 $H1 = R - 40$  mm

## Portavant 60

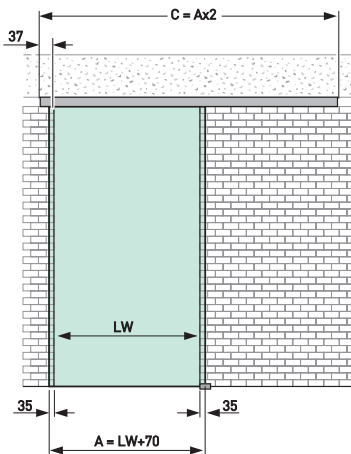
Track mounted to ceiling



Determination of glass height  
 $H1 = R - 40$  mm

## Portavant 60

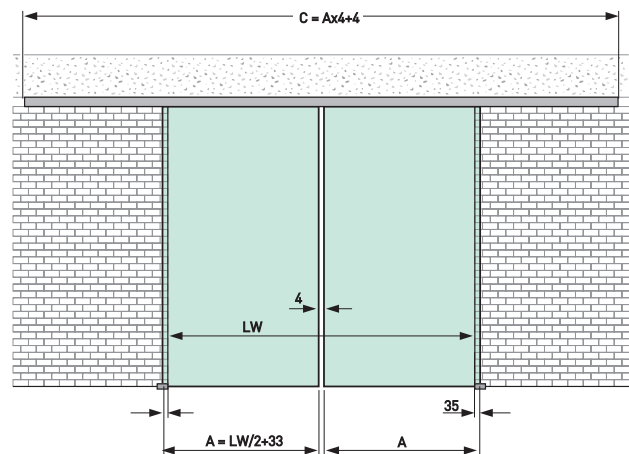
Systems with one sash



Determination of glass width  
 $A = LW + 70$  mm (one sash)

## Portavant 60

Systems with two sashes



Determination of glass width  
 $A = LW/2 + 33$  mm (two sashes)

### Key

A	= glass width of sliding sash
C	= track length
H1	= glass height of sliding sash
LW	= clear width (opening)
R	= room height



## The company

Willach belongs to the leading producers of glass fittings in Europe. Since its establishment in 1889, the manufacture of products to the highest quality and precision standards has been the supreme dictum of the company. Numerous technical innovations and intelligent solutions with regard to detail meant that Willach was able to cement its pioneering reputation at an early stage. With the Vitris product line, Willach today offers a range of high quality fittings for glass sliding doors. Furthermore the product range comprises a comprehensive modular system of showcase fittings, sliding door locks and slot bar systems for discerning interior, shop and trade show furnishings. Vitris products are certified in accordance with ISO standards and are manufactured at our Ruppichteroth (Germany) production site to meet stringent manufacturing standards. This forms the basis for the excellent quality and consistently high level of availability of the complete Vitris range.

Contact us and let us advise you!

Gebr. Willach GmbH  
Stein 2  
D-53809 Ruppichteroth  
Tel.: +49 (0)2295 92 08 -422/-427  
Fax: +49 (0)2295 92 08 429  
vitris@willach.com  
www.willach.com



**Willach**Group



Distributor stamp

Product descriptions, drawings and illustrations represent neither assured characteristics nor declarations of guarantee. Subject to change.

Edition 08/2011