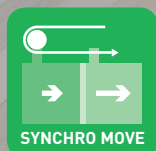


NEW!

The twin-track sliding door moves two sashes with the same gentle action as one!



TELESCOPIC USE



SYNCHRO MOVE




COMFORT STOP



AUTO CLOSE



EXACT TRIGGER



EASY INSTALL



TELESCOPIC USE

The telescopic solution for a wider clearance width

Finally a lack of space next to the passage is no longer a reason to do without elegant, comfortable-to-use glass sliding doors:

While with normal sliding doors the passageway cannot be wider than the wall space at the side which needs to accommodate the sash when it is open, with Portavant 60 twinline two parallel sashes in twin top tracks mean that the width of the opening can be twice the wall space.

Thanks to its telescopic function, Portavant 60 twinline is a great solution for separating small spaces such as kitchens, corridors, bathrooms, etc.



But Portavant 60 twinline can also be used as a partition wall:

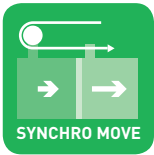
in this case four sashes – arranged if required between two sidelights – allow for a clearance width of two thirds of the room width when the sliding door is open.



A floating floor guide attached to the second sash securely guides the first sash. This ensures that the whole passageway remains free of trip hazards.



TELESCOPIC USE ensures that the sliding sashes require very little room when they are open.



SYNCHRO MOVE

The synchronised movement function for your comfort

With **SYNCHRO MOVE** both sashes can be pushed open simultaneously using just one hand. The synchronised movement function ensures a pleasant, smooth running action.

- Thanks to a wire cable system on high-quality rollers, the second sash always follows the first one at half speed so that both sashes reach the end positions at the same time.
- That unpleasant, abrupt movement of the second sash after the first one has been opened, along with the resulting jerky running action, has become a thing of the past.

SYNCHRO MOVE moves two sashes with the same gentle action as one!



COMFORT STOP


The cushioning system for your safety

Before the end positions are reached, an innovative cushioning system slows both sashes gently and quietly over a distance of several centimetres.

COMFORT STOP

- prevents the door from banging hard – with the associated noise and vibrations.
- reliably protects against glass breakage and damage to fittings and walls.
- prevents damage through doors “jumping out” or tilting.
- removes the risk of trapped fingers almost entirely.

COMFORT STOP ensures that everything you appreciate remains safe.



AUTO CLOSE

The self-closing system to make you feel good

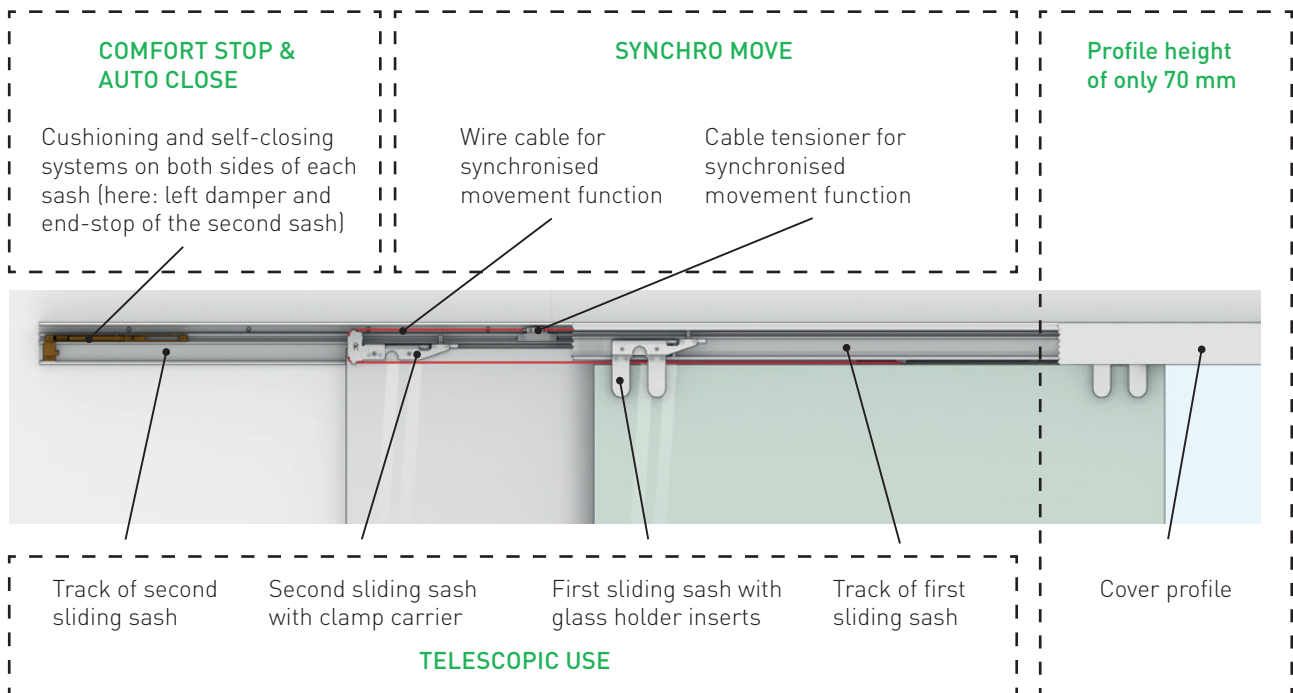
AUTO CLOSE fully closes the glass door effectively, gently and quietly once it has been slowed down by the innovative cushioning system and

- guarantees that the door closes completely even if not fully shut when in a hurry.
- keeps the door in position and prevents the door from opening by itself or bouncing back.
- avoids undesirable consequences such as draughts, energy wastage, lack of acoustic separation as well as visual impairment of a space because of doors not fully closed.

AUTO CLOSE ensures discretion and wellbeing in gently closed spaces.



Portavant 60 twinline – a true miracle in the compact use of space



Portavant 60 twinline is a true miracle in the compact use of space. Despite telescopic technology, synchronised movement and a cushioning and self-closing system on both sides of each sash, it only requires a profile height of 70 mm. And with 10 mm glass thickness, for example, it requires a distance of less than 25 mm both between the two sliding sashes and between the second sliding sash and the wall or sidelight.

Portavant 60 twinline offers greatest operating comfort combined with appealing design.

The uniform distance between the sashes is the result of combining two types of attachment for the sashes: whereas the first sash is attached with glass holder inserts, the second sash is fitted with the well-known Portavant 60 clamp carrier.



Portavant 60 twinline, the twin-track Portavant solution for a wider clearance width, combines a synchronised telescopic function with a cushioning and self-closing system on both sides of the sashes, while requiring a profile height of only 70 mm.



EXACT TRIGGER

The mechanism for reliability

Inside Portavant 60 twinline, the proven design principle (patents pending) of the Portavant 60 series ensures outstanding quality and technology:

- The cushioning systems connected to the end-stops ensure that the activators are always in the right position, which means they reliably activate the cushioning mechanism on a permanent basis. This prevents damage to the cushioning systems in the event of faulty adjustment.
- In addition, excess load protection and additional adjustment possibilities for walls which are out of plumb ensure that the cushioning systems always work perfectly.

With EXACT TRIGGER the cushioning mechanism will always work correctly.



EASY INSTALL

The solution for easy installation

Portavant 60 twinline impresses – as does the whole of the Portavant 60 range – with its supreme ease of assembly.

- The whole system is assembled with open access from the front: the first step is to mount the track for the second sash, hang the second sash and install its end-stops with the cushioning and self-closing system. Then the track for the first sash is placed in front of the second one and attached to the track of the second sash. Now the first sash can be hung and coupled with the second sash once it has been prepared with the telescopic system. When the end-stops of the first sash have been installed with the cushioning and self-closing systems, the only thing that remains to be done is to close off its track with the cover.
- The height of each sliding sash can be adjusted by +/- 2 mm.

EASY INSTALL turns the installation of glass sliding doors into a “foolproof” sequence.



Familiar Willach quality

For more than 125 years Willach has been standing for supreme quality and excellence in processing as well as the long service life of its products. You will find Willach's familiar high quality in every product in the Portavant 60 range:

Supreme technical quality:

- Minimum initial rolling resistance (Grade 3, EN 1527) gives rise to the outstanding easy running characteristics
- Extremely long service life (100,000 cycles, EN 1527)
- Corrosion resistance (suitable for humid interior spaces in accordance with EN 1527/1670)
- No maintenance

Competent advice

Competent advice and technical support for all questions are provided by technical office and field staff. With Portavant 60 twinline, too, you benefit from the company's traditionally high service quality.

Traditional delivery reliability

The standard product range is held in stock in the factory at Ruppichteroth (Germany) and delivered with Willach's familiar delivery reliability and dependability.

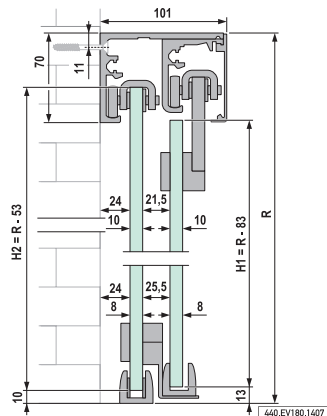


Technical information

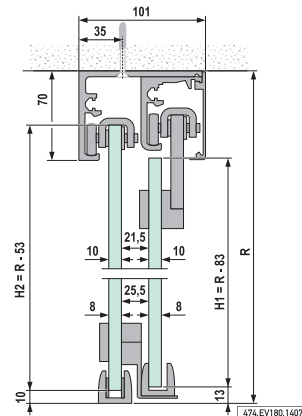
Door weight	Up to 60 kg per sliding sash
Height-width ratio	The maximum height-width ratio of the sliding sashes is 3:1.
Glass thickness for sliding sash tempered glass laminated safety glass (made of tempered glass)	8 / 10 mm 8.76 / 10.76 mm
Glass thickness for sidelights tempered glass laminated safety glass	10 / 12 mm 10.76 / 12.76 mm
Available profile lengths	2596 mm, 5196 mm as well as fixed lengths (cut to measure)
Roller assemblies	High quality, precise roller bearings with plastic coating
Execution	One or two-sided, closing to the left or right, wall mounting, ceiling mounting, ceiling mounting with or without sidelight, colour: natural aluminium (EV1)

Broad model range to meet customer requirements

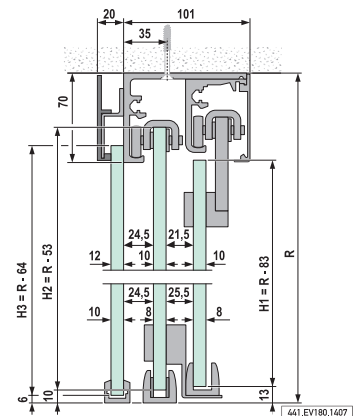
Wall-mounted track




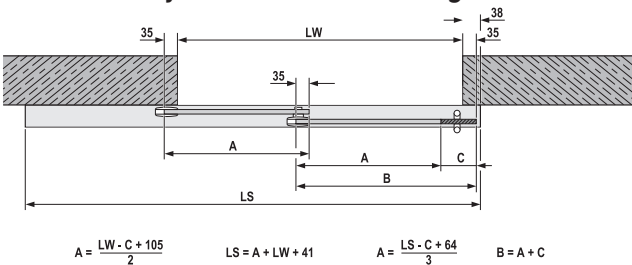
Ceiling-mounted track



Ceiling-mounted track with sidelight


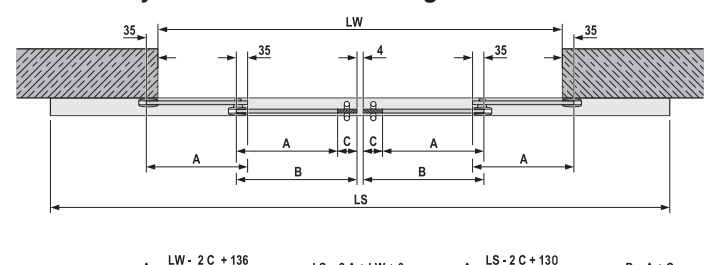


One-sided systems without sidelight



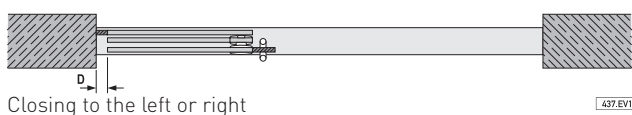
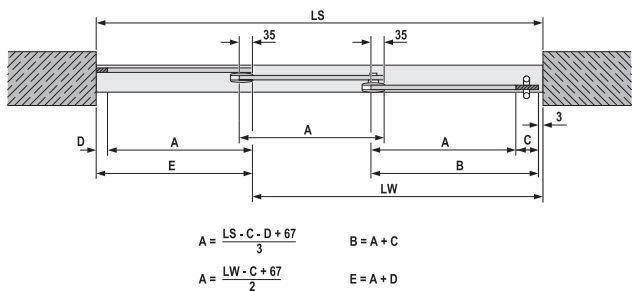
436.EV180.1407

Two-sided systems without sidelight




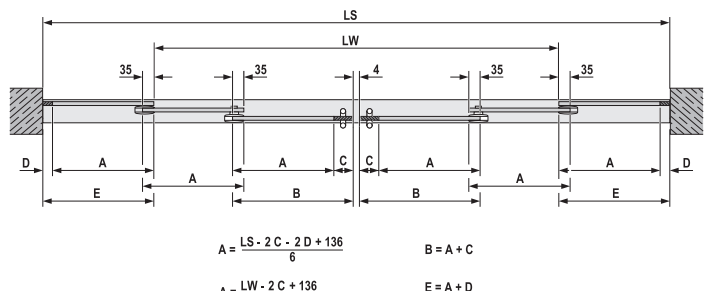
438.EV180.1407

One-sided systems with sidelight



437.EV180.1407

Two-sided systems with sidelight



439.EV180.1407

Legend

- A = glass width of second sliding sash
- B = glass width of first sliding sash
- C = additional width of first sliding sash for handle
- D = additional width of sidelight
- E = glass width of sidelight

- H1 = glass height of first sliding sash
- H2 = glass height of second sliding sash
- H3 = glass height of sidelight
- LS = track length
- LW = clear width of wall opening (passage width)
- R = room height



The company


With its VITRIS product division, Willach is among the leading producers of glass fittings in Europe. Since its establishment in 1889, the manufacture of products to the highest quality and precision standards has been the supreme dictum of the company. Numerous technical innovations and intelligent solutions that paid close attention to the finest detail meant that Willach cemented its pioneering reputation at an early stage. With the Portavant product line, Willach today offers a range of high quality fittings for glass sliding doors. The VITRIS product range also includes a comprehensive modular system of showcase fittings, sliding door locks and slot bar systems for discerning interior, shop and trade show furnishings. VITRIS products are certified in accordance with ISO standards and are manufactured at our Ruppichterth production site in Germany to stringent manufacturing standards. Our approach guarantees excellent quality and consistently high level of availability of the complete VITRIS range.

Contact us and let us advise you!

Gebr. Willach GmbH
Stein 2, D-53809 Ruppichterth
Germany

Tel.: +49 (0)2295 92 08 -421/-427
Fax: +49 (0)2295 92 08 429
vitris@willach.com
www.willach.com

WillachGroup
since 1889



Distributor stamp

Product descriptions, drawings and illustrations represent neither assured characteristics nor declarations of guarantee. Subject to change.